

## “Vontobel Wealth” app

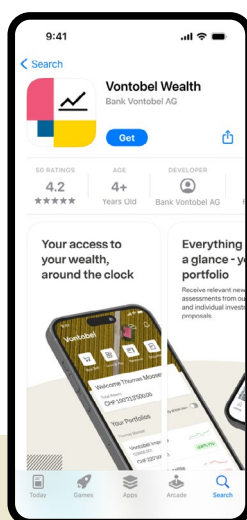
### Instructions for activating e-banking on your smartphone or tablet

Our mobile e-banking solution provides secure electronic access to your bank documents and other services.

To activate the Vontobel Wealth app, you will need a smartphone or tablet and the two letters sent to you by Vontobel that contain your **username**, **initial password** and **activation code** (which are sent separately for security reasons).

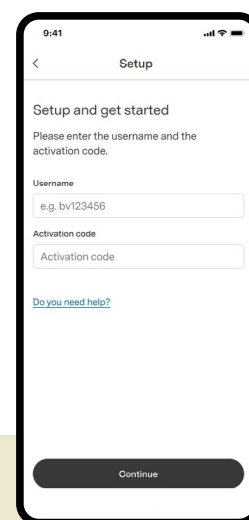
It takes only a few steps to enter the world of mobile e-banking.

1



Go to the App Store or Google Play Store and download the Vontobel Wealth app.

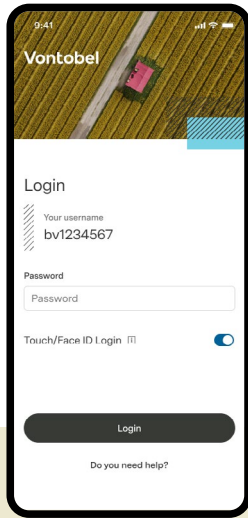
2



You can choose whether to carry out the activation process using a QR code or an activation code.

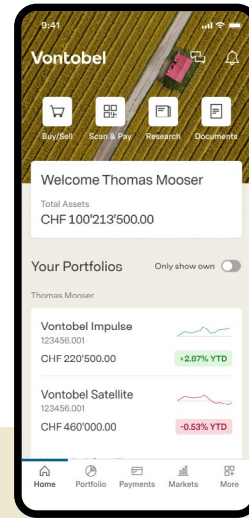
Open the app and enter your username (bv number) and activation code. Select “Continue” to confirm.

3



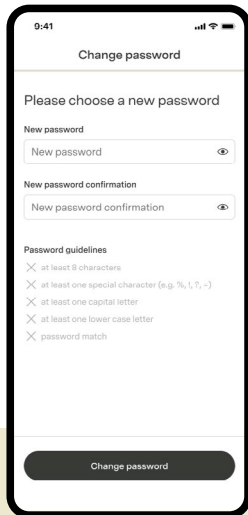
Enter your initial password. Select “Login” to confirm.

5



You have now activated the app. From now on, you can log in at any time by entering your username and personal password.

4



Enter a new personal password of your choosing (at least 8 characters, upper and lower-case letters, at least one number and one special character).

Re-enter the new password and click “Proceed” to confirm.

**Hotline**

Monday to Friday 8:00 a.m. to 6:00 p.m. (CET)

In Switzerland <sup>1</sup>	T 0800 700 780
International calls <sup>1</sup>	T +800 7000 78 00
International calls <sup>2</sup>	T +41 58 283 66 00
E-Mail	hotline@vontobel.com
Website	vontobel.com/help

***The complete information, including a series of video tutorials, is available at [vontobel.com/help](https://vontobel.com/help).*** where you will also find additional info on data protection and security.

<sup>1</sup> toll free  
<sup>2</sup> charges apply